

Say Hello to Superdesk

The background consists of several overlapping computer screens. The top-most screen shows a social media interface with a post from 'Lucky' that says 'Lucky! This needs some further research. I'm not sure I can make sense of it.' Below it, another screen shows a news article with the headline 'Belgian embassy security and Syria' and a sub-headline 'Jean-Luc Bodin dismissed on the refugee crisis by Pascal Kemp'. Other screens in the stack show various news snippets and social media feeds, all slightly blurred and tilted to create a sense of depth and activity.



SUPERDESK: YOUR DIGITAL NEWSROOM

What Superdesk is:

End-to-end news creation, production, curation and distribution platform.

API-driven open source news management tool. Built for journalists by journalists.

What Superdesk does:

- Ingest
- Creation
- Archiving
- Distribution
- Management and structure of workflows
- Editorial communications

WHAT SETS SUPERDESK APART?

5 key differentiators:

- **Fast and lightweight**, because it's web-based
- **Powerful** thanks to built-in MongoDB and Elastic search
- **Proven**, by running the newsrooms of national news agencies, from Australia to Norway
- **Flexible** open source code base that can be easily configured and extended
- **Forward-looking**, with an API-first approach that lets you create once, and publish anywhere

Editorial Features

- Editorial workflows set up according to newsroom needs (not vice versa)
- Forward planning
- Collaboration tools
- Shared dashboard, personal workspaces
- Fine-grained user access management

The image displays a comprehensive view of the Sourcefabric editorial workflow. At the top left, the 'Ingest Dashboard' provides a central hub for monitoring content from various sources like Reuters, AAP, and FINANCE. It shows the status of items (e.g., 'OPENED BY System') and counts (0, 2294, 2096). The top right shows a 'PROCESOR' window with a list of tasks and a preview of a news article titled 'China to strengthen surveillance, security in anti-terror push'. The bottom section shows a 'National' news website interface with an 'Advanced Search' sidebar, a grid of news articles with thumbnails, and a detailed view of an article about Novak Djokovic.

Content Features

- Automatic article creation via ingested content
- Saved search
- Custom metadata
- Content profiles and templates
- Content packaging: text + multimedia
- Locking, auto-save and versioning

The screenshot displays the 'Master Desk' interface, which is a content management system. At the top, there are navigation tabs for 'CONTENT', 'TASKS', and 'USERS'. Below this, the interface is organized into several columns representing different content categories: FINANCE, SPORT, NATIONAL, BROADCAST, and PERTH. Each column has a 'PRODUCER' section with a list of items, a 'REVISE' section, and a 'SUB-EDITORS' section. The 'FINANCE' column shows 47 items in the producer section, including titles like 'WERT 09' and 'US-YEMEN-SECURITY Iran puts forward Yemen p...'. The 'SPORT' column shows 11 items, including 'SAFRICA-VIOLENCE/ Zimbabweans hold a demo...'. The 'NATIONAL' column shows 30 items, including 'Justin Bieber Kicked Out Of Coachella'. The 'BROADCAST' column shows 7 items, including 'APPLE-WATCH/ Customers look at Apple Watch...'. The 'PERTH' column shows 'NEW' items, including 'N2 T...'. At the bottom of each column, there are sections for 'SUB-EDITORS' and 'PUBLISH'. The 'PUBLISH' section for 'NATIONAL' shows 2 items, including 'my first' and 'NBA/ NBA: Los Angeles Lakers at Sacramento KI...'. The interface is clean and modern, with a dark header and light content areas.



THE INTERFACE

Superdesk is designed to delight

It's not just powerful newsroom software. Superdesk also delivers an enjoyable user experience, with a clean, uncluttered design that's fast, responsive and easy to use.

The interface provides:

- A shared view of your newsroom activity
- Private workspaces that can be personalised by your users

Dashboard

The dashboard of Superdesk provides a shared view of newsroom activity to all members of a desk.

Users can personalise their dashboard with widgets such as World Clock, Activity Stream, Monitoring view, Ingest activity and Ingest stats.

The screenshot displays the Superdesk dashboard interface. The top navigation bar includes a hamburger menu, the word "NATIONAL", and a plus sign. Below this, the main dashboard area is titled "Dashboard" and contains several widgets:

- World Clock:** A widget showing three analog clocks for LONDON (14:42 Monday), TOKYO (22:42 Monday), and MOSCOW (16:42 Monday).
- Activity Stream:** A list of recent activity items, including updates from Sava Tatić and Adena Devera regarding tasks and text items.
- Monitoring:** A widget with a search bar and a list of news items under the "NATIONAL / PRODUCER STAGE" filter, such as "HOSTAGE CRISIS" and "Deadline set by Islamic Stat...".
- Ingest:** A widget with a search bar and a list of news items under the "MODE: BASIC" filter, such as "Romania ministry summons Hungarian diplomat" and "US lawmaker doesn't plan to resign".
- Ingest Stats:** A widget showing a donut chart with segments for "AAP" and "Canada".

A vertical sidebar on the left side of the dashboard contains navigation icons for home, eye, list, trash, profile, and search.

Workspaces

Every desk in Superdesk has a **workspace** shared by all desk members, including the dashboard.

You can also create **custom workspaces** which are private. Custom workspaces have a variety of settings, including notifications.

If a user is tagged in a comment on a story, they can be **notified via email** even if they are not currently logged into Superdesk.

The screenshot displays the Superdesk interface. On the left, a sidebar menu is open, showing a list of desks: POLITICS DESK, DEMO, POLITICS DESK, and SPORTS DESK. Below these are custom workspaces, with a 'CREATE NEW WORKSPACE' button highlighted. The main content area shows a list of news stories with their titles and dates. On the right, there are several widgets: a 'World Clock' showing times for London, Tokyo, and Moscow; an 'Ingest Stats' donut chart showing the distribution of news sources (bbc, CNN, Forbes); and a search results panel for 'Donald Trump' showing a list of search results.

Politics Desk Menu:

- DESKS
 - POLITICS DESK
 - SPORTS DESK
- CUSTOM WORKSPACES
 - CREATE NEW WORKSPACE

News Stories List:

Title	Date
PD: Woman used rope to escape facility	03/17
Students get snow day homework	03/16
Interfaith rally held after hate threats	03/14
Bill proposes firearms for firefighters	03/13
House in New York state encased in ice during cold spell	03/13
The CNNMoney Trump jobs tracker	03/13
'The Legend of Zelda: Breath Of The Wild' May Have Saved The Nintendo Switch	03/07
This Is Why I Think 'Logan' Raises The Bar For Superhero Movies	03/07
The Effect Of Travel Bans On Fintech	03/07

World Clock:

City	Time
LONDON	12:00
TOKYO	12:00
MOSCOW	12:00

Ingest Stats:

Source	Percentage
bbc	~35%
CNN	~35%
Forbes	~30%

Search Results (Donald Trump):

- Trump Wants To K...
- Meet Trump's Kind...
- For Trump, St. Vin...
- Tiny Trump: The R...
- 40% Of Trump's Ne...
- 5 Big Findings Fro...
- Inside The Bankrup...
- How Trump And V...
- Campaigning For D...
- These 10 Trump P...

Activity Stream:

Demo Admin updated task Mar-A-Lago And 50 Other Millionaire Capitals: How Much Trump Will Slash

NEWSROOM SET-UP

Day one with Superdesk

To get started, a news manager creates one desk and one stage. (There is no maximum number of either.)

Desk settings include:

- Source of content for user-created articles
- Content expiry date
- Default news service for Ingest

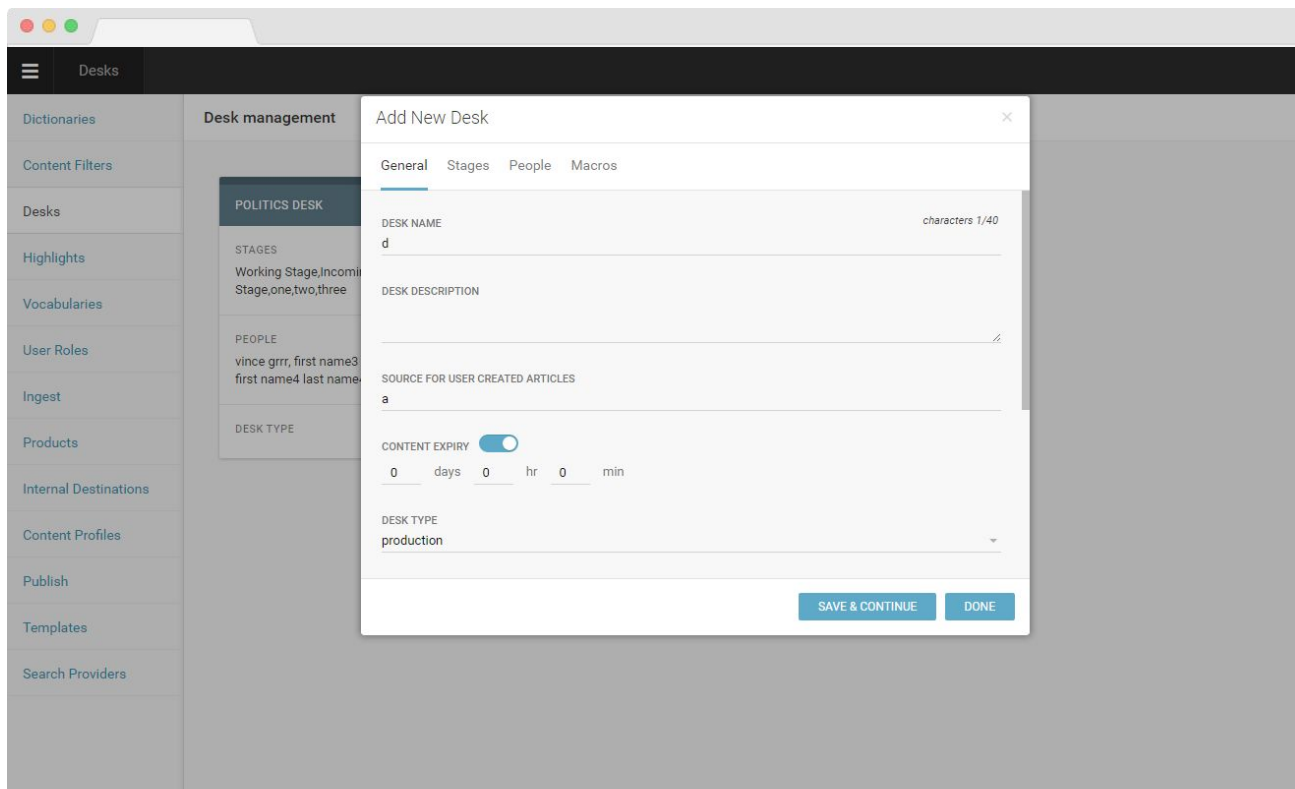
Stage settings include:

- Visibility of content (global or local)
- Workflow definition (working / incoming stage)

Structure of the Newsroom

The basic organisational unit of Superdesk is the desk.

Once you create a desk (“news”, “sports” or “entertainment”), you **assign users** to it and grant them specific permissions.



The screenshot shows the Superdesk interface with the 'Add New Desk' dialog box open. The dialog box has a title bar with 'Add New Desk' and a close button. It contains several tabs: 'General', 'Stages', 'People', and 'Macros'. The 'General' tab is selected. The form fields are as follows:

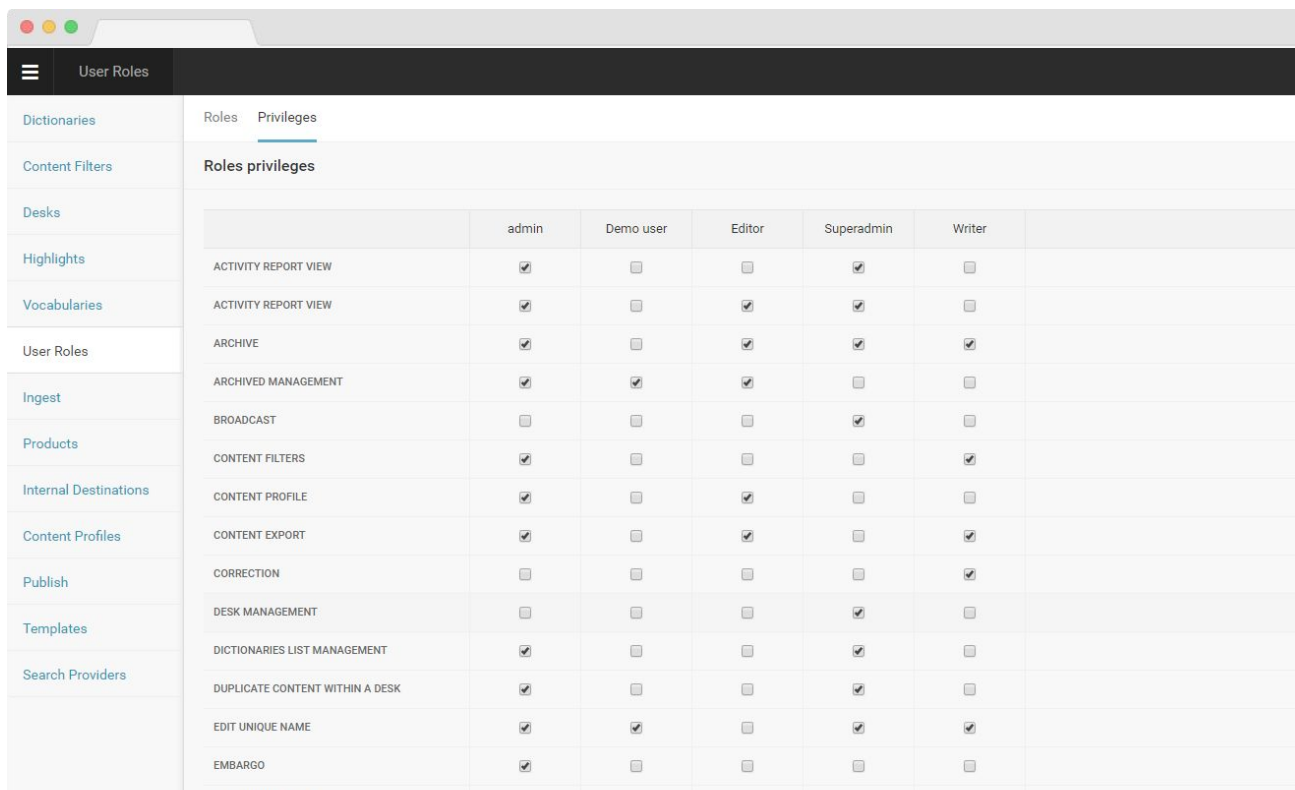
- DESK NAME:** 'd' (characters 1/40)
- DESK DESCRIPTION:** (empty)
- SOURCE FOR USER CREATED ARTICLES:** 'a'
- CONTENT EXPIRY:** A toggle switch is turned on, with input fields for '0' days, '0' hr, and '0' min.
- DESK TYPE:** 'production' (dropdown menu)

At the bottom right of the dialog box, there are two buttons: 'SAVE & CONTINUE' and 'DONE'. The background shows the 'Desk management' section of the Superdesk interface, with a sidebar on the left containing various menu items like 'Dictionaries', 'Content Filters', 'Desks', 'Highlights', 'Vocabularies', 'User Roles', 'Ingest', 'Products', 'Internal Destinations', 'Content Profiles', 'Publish', 'Templates', and 'Search Providers'. The main content area shows 'POLITICS DESK' with sub-sections for 'STAGES', 'PEOPLE', and 'DESK TYPE'.

Users and their Roles

Superdesk's sophisticated technology is made simple for users. They only see those options that they have permission to use.

Permissions such as Edit, Update or Publish are assigned to users depending on their roles.



The screenshot displays the 'User Roles' management interface. The left sidebar contains a list of system components: Dictionaries, Content Filters, Desks, Highlights, Vocabularies, User Roles (selected), Ingest, Products, Internal Destinations, Content Profiles, Publish, Templates, and Search Providers. The main content area is titled 'Roles privileges' and shows a table with columns for 'admin', 'Demo user', 'Editor', 'Superadmin', and 'Writer'. Each row represents a specific system action, with checkboxes indicating whether each role has permission to perform that action.

	admin	Demo user	Editor	Superadmin	Writer
ACTIVITY REPORT VIEW	<input checked="" type="checkbox"/>	<input type="checkbox"/>	<input type="checkbox"/>	<input checked="" type="checkbox"/>	<input type="checkbox"/>
ACTIVITY REPORT VIEW	<input checked="" type="checkbox"/>	<input type="checkbox"/>	<input checked="" type="checkbox"/>	<input checked="" type="checkbox"/>	<input type="checkbox"/>
ARCHIVE	<input checked="" type="checkbox"/>	<input type="checkbox"/>	<input checked="" type="checkbox"/>	<input checked="" type="checkbox"/>	<input checked="" type="checkbox"/>
ARCHIVED MANAGEMENT	<input checked="" type="checkbox"/>	<input checked="" type="checkbox"/>	<input checked="" type="checkbox"/>	<input type="checkbox"/>	<input type="checkbox"/>
BROADCAST	<input type="checkbox"/>	<input type="checkbox"/>	<input type="checkbox"/>	<input checked="" type="checkbox"/>	<input type="checkbox"/>
CONTENT FILTERS	<input checked="" type="checkbox"/>	<input type="checkbox"/>	<input type="checkbox"/>	<input type="checkbox"/>	<input checked="" type="checkbox"/>
CONTENT PROFILE	<input checked="" type="checkbox"/>	<input type="checkbox"/>	<input checked="" type="checkbox"/>	<input type="checkbox"/>	<input type="checkbox"/>
CONTENT EXPORT	<input checked="" type="checkbox"/>	<input type="checkbox"/>	<input checked="" type="checkbox"/>	<input type="checkbox"/>	<input checked="" type="checkbox"/>
CORRECTION	<input type="checkbox"/>	<input type="checkbox"/>	<input type="checkbox"/>	<input type="checkbox"/>	<input checked="" type="checkbox"/>
DESK MANAGEMENT	<input type="checkbox"/>	<input type="checkbox"/>	<input type="checkbox"/>	<input checked="" type="checkbox"/>	<input type="checkbox"/>
DICTIONARIES LIST MANAGEMENT	<input checked="" type="checkbox"/>	<input type="checkbox"/>	<input type="checkbox"/>	<input checked="" type="checkbox"/>	<input type="checkbox"/>
DUPLICATE CONTENT WITHIN A DESK	<input checked="" type="checkbox"/>	<input type="checkbox"/>	<input type="checkbox"/>	<input checked="" type="checkbox"/>	<input type="checkbox"/>
EDIT UNIQUE NAME	<input checked="" type="checkbox"/>	<input checked="" type="checkbox"/>	<input type="checkbox"/>	<input checked="" type="checkbox"/>	<input checked="" type="checkbox"/>
EMBARGO	<input checked="" type="checkbox"/>	<input type="checkbox"/>	<input type="checkbox"/>	<input type="checkbox"/>	<input type="checkbox"/>

Structure of Content

No two newsrooms are the same, nor is their content. In Superdesk, you use content profiles to create templates – including article metadata – for the kinds of stories you publish regularly.

For example: maximum length of story, subheadings, alignment, and formatting.

The screenshot displays the Superdesk Content Profiles management interface. The main window is titled "Content Profiles" and shows a list of profiles. Two profiles are visible: "DEMO" and "VINCERPRODX". The "DEMO" profile is selected, and its details are shown in a modal window titled "Editing 'Demo'".

The "DEMO" profile details include:

- STATUS: Active
- UPDATED: 12 days ago

The "VINCERPRODX" profile details include:

- STATUS: Active
- UPDATED: 5 days ago

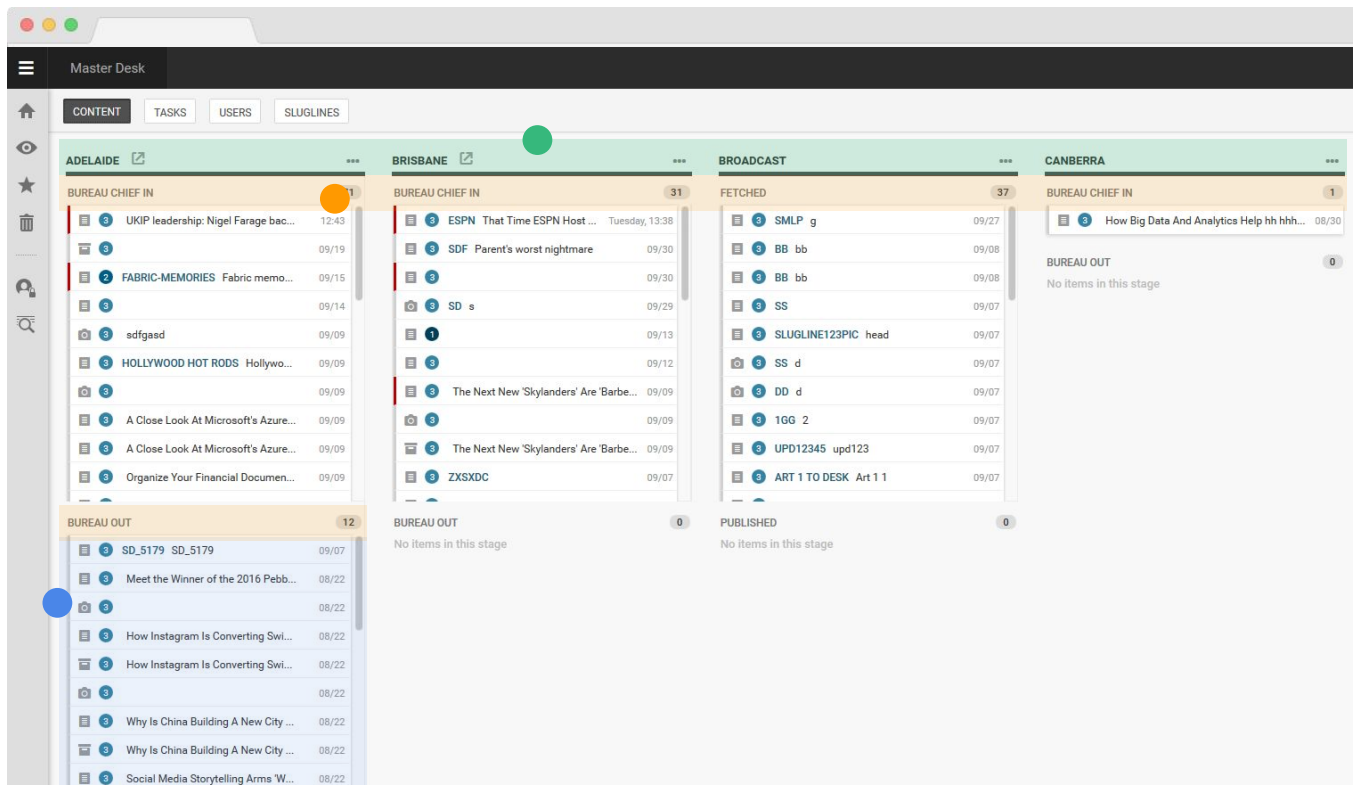
The "Editing 'Demo'" modal window shows the following configuration options:

- LABEL: Demo
- DESCRIPTION: Demo content profile
- ACTIVE:
- Schema Configuration:
 - Take Key:
 - Urgency:
 - REQUIRED:
 - ORDER: 6
 - DEFAULT VALUE: 3
 - WIDTH: Quarter
 - Body HTML:
 - EDITOR3:
 - REQUIRED:

Desks and Stages

In Superdesk, content moves between desks (coverage areas and the reporters assigned to them) and stages (the steps of processing an article, from creation to editing to publishing).

 Desks  Workflow Stages  Content Pipeline (of desk, per stage)



The screenshot displays the Superdesk Master Desk interface. The top navigation bar includes 'CONTENT', 'TASKS', 'USERS', and 'SLUGLINES'. The main area is divided into four desks: ADELAIDE, BRISBANE, BROADCAST, and CANBERRA. Each desk has a 'BUREAU CHIEF IN' section with a list of articles and their dates. The BRISBANE desk is highlighted with a green circle. Below the desks, there are sections for 'BUREAU OUT' and 'PUBLISHED' with item counts. A blue circle highlights the 'BUREAU OUT' section of the ADELAIDE desk.

Desk	Section	Item Count
ADELAIDE	BUREAU CHIEF IN	1
BRISBANE	BUREAU CHIEF IN	31
BROADCAST	FETCHED	37
CANBERRA	BUREAU CHIEF IN	1
ADELAIDE	BUREAU OUT	12
BRISBANE	BUREAU OUT	0
BROADCAST	PUBLISHED	0
CANBERRA	BUREAU OUT	0



CONTENT JOURNEY

Define your own workflows

In Superdesk, you set up editorial processes according to the way your newsroom already works.

You also have options for:

- Creating content
- Managing sources
- Defining publishing parameters

Content Profiles: Standards-Based, Highly Customisable

Content profiles let you define custom structures for your stories. Some metadata options:

- Urgency
- Priority
- Article element dimensions (height, width, length)
- Featured media
- Required sign-off
- Editorial note

Content profiles in Superdesk are based on the NewsML-G2 standard.

The screenshot displays the Superdesk Content Profiles management interface. The main view is titled "Content Profiles" and shows a list of profiles. Two profiles are visible: "DEMO" and "VINCERPRODX". The "DEMO" profile is selected and its details are shown in a modal window titled "Editing 'Demo'".

The "DEMO" profile details include:

- STATUS: Active
- UPDATED: 12 days ago

The "VINCERPRODX" profile details include:

- STATUS: Active
- UPDATED: 5 days ago

The "Editing 'Demo'" modal window shows the following configuration options:

- LABEL: Demo
- DESCRIPTION: Demo content profile
- ACTIVE:
- Schema Configuration:
 - Take Key:
 - Urgency:
 - REQUIRED:
 - ORDER: 6
 - DEFAULT VALUE: 3
 - WIDTH: Quarter
- Body HTML:
- EDITOR3:
- REQUIRED:

Content Creation

Creating content is fast and easy in Superdesk thanks to the Ingest function.

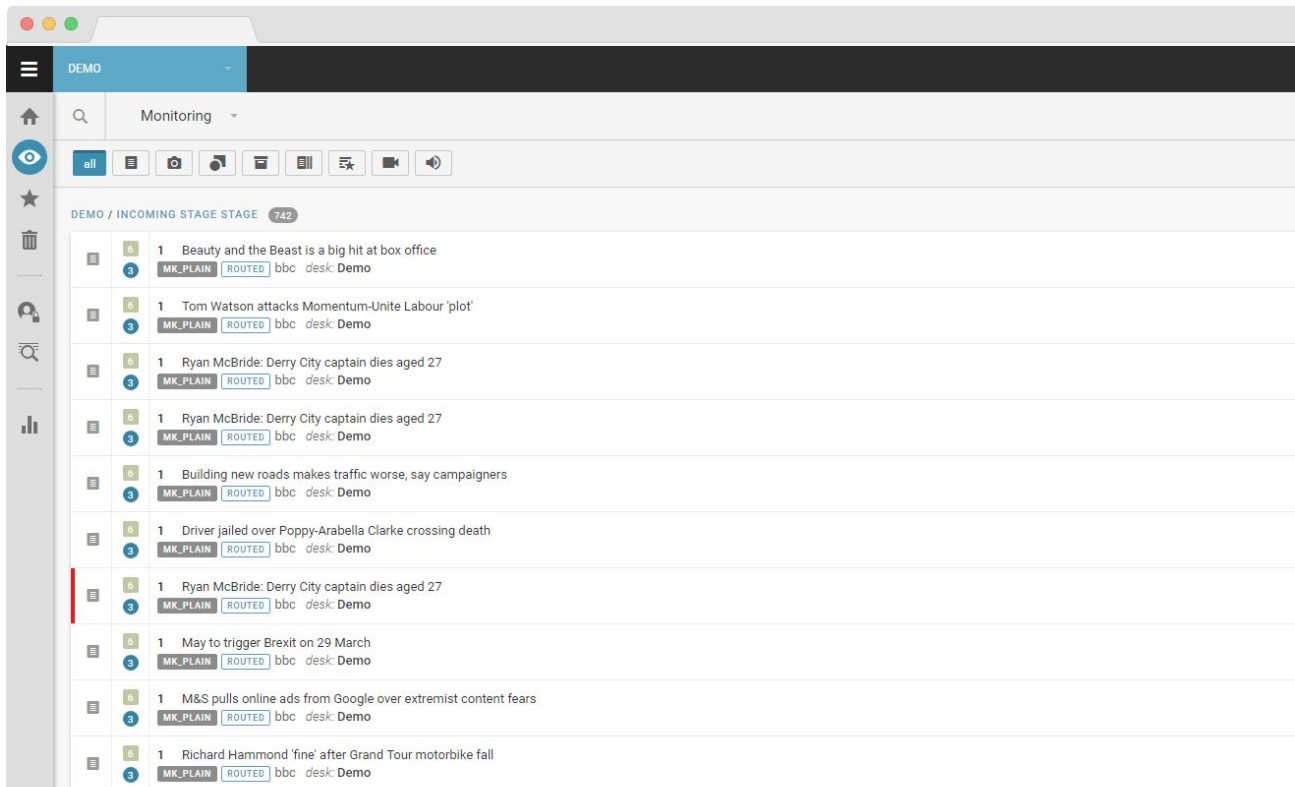
With Ingest you can source articles via APIs, FTP, RSS, or any other kind of structured content or format – even email.

The screenshot displays the Superdesk Ingest interface. On the left is a sidebar menu with categories like Dictionaries, Content Filters, Desks, Highlights, Groups, Vocabularies, User Roles, Ingest, Products, Internal Destinations, Content Profiles, Publish, Templates, and Search Providers. The main area is titled 'Ingest' and shows a list of 'Ingest sources' including 'bbc', 'CNN U.S. Edition', 'Email Ingest', 'Forbes RSS feed', 'NaregEmailIngest', 'NRK Rss', 'NTB (test)', 'siste', 'the intercept', 'The Source', and 'Ukrinform'. A modal dialog box titled 'Add New Source' is open, showing configuration options for a new source. The dialog has tabs for 'General', 'Notification', and 'Critical Errors'. The 'General' tab is active and contains the following settings:

- STATUS:** A toggle switch is turned on.
- PROVIDER NAME:** A text input field containing 'CNN Africa'.
- SOURCE NAME:** A text input field containing 'CNN Africa'.
- FEEDING SERVICE:** A dropdown menu set to 'RSS'.
- FEED PARSER:** A dropdown menu.
- ARTICLE TYPE(S):** A row of icons representing different content types: text, image, audio, video, and document.
- UPDATE EVERY:** A time selector set to '1 min 0 sec'.
- NOTIFY WHEN IDLE FOR MORE THAN:** A time selector set to '0 hrs 0 min'.
- CONTENT EXPIRY:** A toggle switch is turned on, with a time selector set to '2 days 0 hr 0 min'.
- ALLOW REMOVE INGESTED ITEMS:** A toggle switch is turned off.

Workflow Stages

Stages designate the steps of the content journey, from creation to editing, approval and output.



The screenshot displays a web application interface for content workflow management. The top navigation bar includes a hamburger menu, a search bar, and a dropdown menu labeled 'Monitoring'. Below the navigation bar is a toolbar with icons for various actions: 'all', a list view, a camera, a refresh, a document, a list, a search, a video, and a speaker. The main content area shows a list of items under the heading 'DEMO / INCOMING STAGE STAGE' with a count of 742. Each item in the list consists of a small icon, a status indicator (a green '6' and a blue '3'), a title, and a status bar with labels 'MK_PLAIN', 'ROUTED', 'bbc', and 'desk: Demo'. The titles of the items are: 'Beauty and the Beast is a big hit at box office', 'Tom Watson attacks Momentum-Unite Labour 'plot'', 'Ryan McBride: Derry City captain dies aged 27', 'Building new roads makes traffic worse, say campaigners', 'Driver jailed over Poppy-Arabella Clarke crossing death', 'May to trigger Brexit on 29 March', 'M&S pulls online ads from Google over extremist content fears', and 'Richard Hammond 'fine' after Grand Tour motorbike fall'.



EDITING ENVIRONMENT

Rich editing environment

Superdesk comes with a flexible and collaborative editing tool:

- Create and update stories in seconds
- Re-use content easily
- Enrich articles with images, multimedia snippets and all types of embeds
- Group stories together via highlighting
- Multi-edit (i.e. side-by-side editing of multiple stories)
- Lock, auto-save, versioning
- Flexible ways of updating content (correct, unpublish, delete)

Edit – and add multimedia

Superdesk's editor comes with full multimedia capabilities. You can add videos, social media content or any other embeddable content via URL or embed code. You can even build tables right from within the editor.

The screenshot displays the Sourcefabric Superdesk news editor interface. The left sidebar shows navigation icons for home, search, monitoring, and news. The main content area is divided into several sections:

- Monitoring:** A search bar and a list of news items with status indicators (e.g., IN PROGRESS, SUBMITTED).
- NEWS / INCOMING STAGE:** A list of news items with status indicators (e.g., SUBMITTED, IN PROGRESS).
- NEWS / FOR APPROVAL STAGE:** A list of news items with status indicators (e.g., SUBMITTED, AAP).
- NEWS DESK OUTPUT:** A list of news items with status indicators (e.g., CORRECTED, PUBLISHED).

The right sidebar shows the editing stage for a news item titled "NTB Leads the Charge for Newsroom Innovation with Superdesk". The article text includes:

ABSTRACT Required
Norwegian national news agency Norsk Telegrambyrå (NTB) has launched Sourcefabric's Superdesk editorial system across its entire news operation.

BYLINE
Anna Rohleder

DATELINE Required
BERLIN Feb

The article text continues: "With a staff of 80 journalists, NTB produces 200-300 photos and videos daily. The agency has been continuously adding to an image database of 80 million-plus photos and videos from its six divisions. 'With Superdesk we can streamline our workflows,' says Ole Kristian Bjelleanes. Smooth cooperation across different departments and easy access for reporters on the go are among the immediate benefits of the system. NTB's ambition is to be in a position to constantly adapt its services by customers, and to develop and target new products to specific editorial needs. The new editorial production system is a fundamental component in the agency's digital transformation strategy."

At the bottom of the article, there is a table with 10 columns and 10 rows, and a text box containing the following text: "When evaluating replacements for its legacy editorial system, NTB did not want another 'black box' in the newsroom. Nor did they want to develop everything from scratch."

Search – and find

Running on Elastic search technology and MongoDB, almost everything is searchable in Superdesk.

You can save searches and even share them. You can search privately, globally or granularly. You can search through image databases of your own or those of image providers.

The screenshot displays the Superdesk search interface. The search bar at the top contains the query 'trump'. Below the search bar, there are tabs for 'Advanced Search', 'Saved', and 'Raw'. The 'Advanced Search' tab is active, showing a search configuration panel on the left and a list of search results on the right.

The search configuration panel on the left includes the following sections:

- In Superdesk:** Buttons for 'Ingest', 'Production', 'Published', and 'Archived'.
- PARAMETERS:** Fields for 'SLUGLINE' and 'HEADLINE'.
- STORY TEXT:** A large text input field.
- UNIQUE NAME:** A text input field.
- BYLINE:** A text input field.
- SUBJECT:** A dropdown menu with a '+' icon.
- COMPANY CODES:** A dropdown menu with a '+' icon.
- MARKED DESKS:** A dropdown menu with a '+' icon.

The search results on the right are displayed in a table format. The first result is highlighted in blue and shows a document with the following details:

- ID:** 33
- SLUGLINE:** All Signs Point To A Strong 2017 Real Estate Market
- HEADLINE:** MK_PLAIN [FETCHED] Forbes desk: Demo
- STATUS:** 6 (green), 3 (blue)

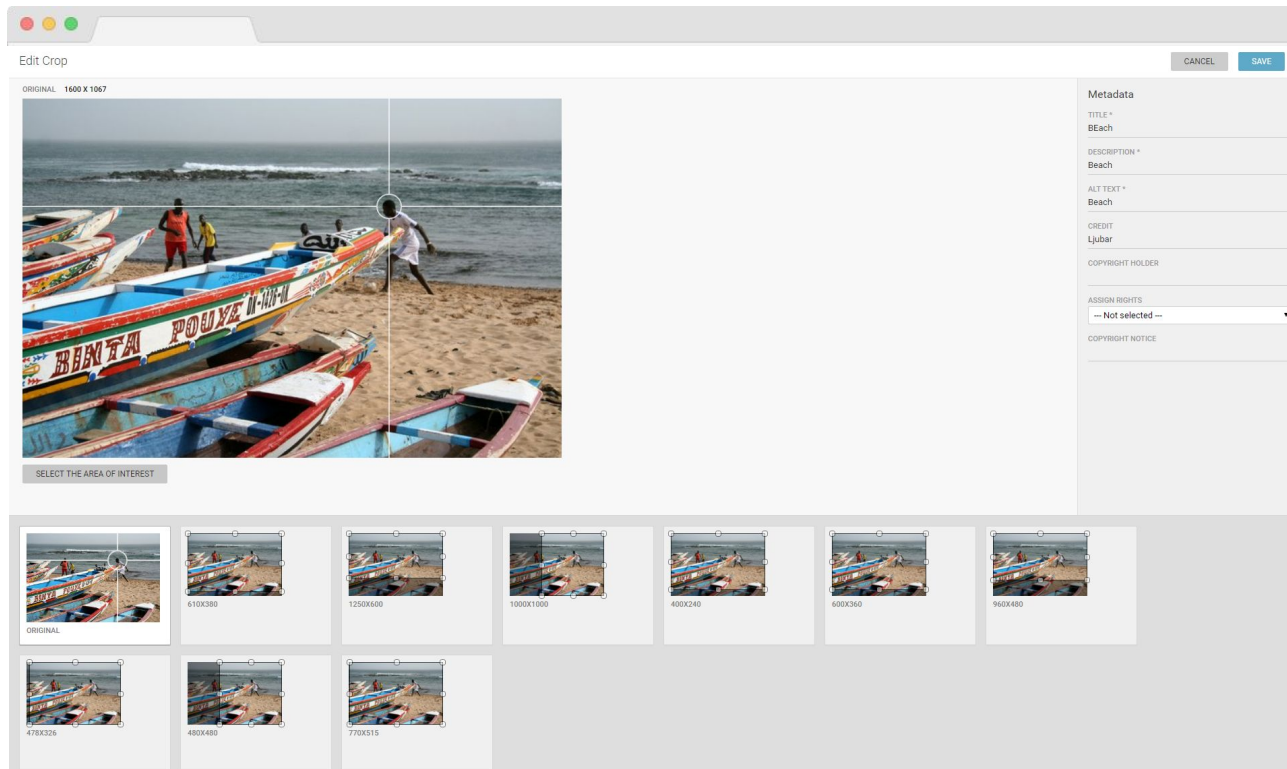
Other results in the list include:

- ID:** 33, **SLUGLINE:** All Signs Point To A Strong 2017 Real Estate Market, **HEADLINE:** INGESTED Forbes fetched in Demo
- ID:** 37, **SLUGLINE:** Trump Wants To Kill Biomedical Research. This Is Cruel And Pointless., **HEADLINE:** INGESTED Forbes
- ID:** 30, **SLUGLINE:** Meet Trump's Kind Of Immigrants: Wealthy Investors Who Funded A Kushner Development In Jersey City, **HEADLINE:** INGESTED Forbes
- ID:** 12, **SLUGLINE:** For Trump, St. Vincent And The Grenadines Became The Isle Of Disappointment, **HEADLINE:** INGESTED Forbes
- ID:** 8, **SLUGLINE:** Tiny Trump: The Real Estate Mogul Behind Trump Condos In New York City Suburbs, **HEADLINE:** INGESTED Forbes
- ID:** 21, **SLUGLINE:** 40% Of Trump's Net Worth Is Tied Up Within One Mile Of Trump Tower, **HEADLINE:** INGESTED Forbes
- ID:** 17, **SLUGLINE:** 5 Big Findings From Investigaton Into Trump's Global Business Network, **HEADLINE:** INGESTED Forbes
- ID:** 18, **SLUGLINE:** Inside The Bankruptcy Of The Puerto Rican Golf Course Trump Managed, **HEADLINE:** INGESTED Forbes
- ID:** 8, **SLUGLINE:** How Trump And Vornado's Steven Roth Became Accidental Partners, **HEADLINE:** INGESTED Forbes
- ID:** 34, **SLUGLINE:** Campaigning For Deals: Foreign Partnerships Trump Made Since His Presidency Announcement

Add images – and make them shine

To add images you can either upload them into the editor or drag and drop them directly into the article you're working on.

The image editor lets you define different crop sizes and ratios. By selecting the point of interest, it crops around the point of interest so that is always in the picture.



The screenshot displays the 'Edit Crop' interface for an image. The main image shows a beach scene with several colorful wooden boats (one labeled 'BENTAI' and 'POLYE W-W-W') on the sand. A white circle indicates the selected point of interest. The interface includes a 'SELECT THE AREA OF INTEREST' button below the main image. To the right, there is a 'Metadata' panel with fields for TITLE, DESCRIPTION, ALT TEXT, CREDIT, and COPYRIGHT HOLDER. Below the main image, a grid of 10 thumbnail crop options is shown, each with a different aspect ratio: ORIGINAL (1600 X 1067), 610X388, 1250X600, 1000X1000, 400X240, 600X360, 960X480, 478X326, 480X480, and 720X515. The 'CANCEL' and 'SAVE' buttons are located at the top right of the editor.

Put on the finishing touches

Superdesk has a built-in spell checker and dictionaries you can add to.

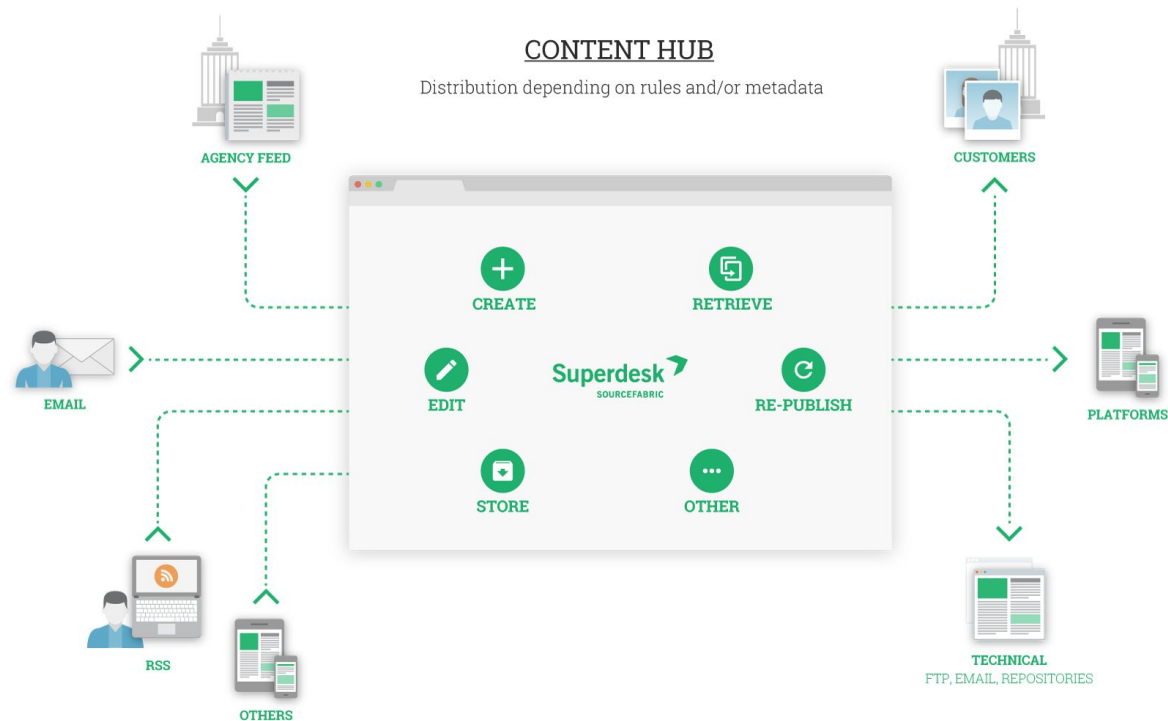
The commenting function provides the option to message people or desks. If you set a notification by tagging a user or desk, it will send an email with a link to the story.

Once you're done with a story you can either publish it or send it to your colleagues on another desk. Then they can publish it, either right away or schedule it for another time.

The screenshot displays the Superdesk interface. On the left, a 'Monitoring' view shows a list of articles with columns for status (e.g., 'NEW', 'IN PROGRESS', 'FETCHED'), title, desk, and date. The article 'New Apple iOS Releases Hide A Great Secret Feature' is highlighted. On the right, the detailed view of this article is shown, including fields for 'SLUGLINE', 'GENRE', 'PLACE', 'CATEGORY', 'SUBJECT', and 'ED. NOTE'. The headline is 'New Apple iOS Releases Hide A Great Secret Feature'. Below the headline, there are sections for 'ABSTRACT', 'BYLINE', 'DATELINE', 'BODY', and 'FOOTER'. The 'BODY' section contains the text 'Forbes Apple has given iPad and iPhone users a surprising new feature...'. On the far right, a 'Send to Publish' panel is visible, showing options for 'DESTINATION' (Demo), 'EMBARGO', and 'PUBLISHING SCHEDULE'. The 'SEND AND CONTINUE' and 'SEND' buttons are at the bottom of this panel.

Output

Superdesk's editor comes with full multimedia capabilities. You can add videos, social media content or any other embeddable content via URL or embed code. You can even build tables right from within the editor.



A person's hand is holding a smartphone in front of a laptop screen. The laptop screen displays a list of items and a large image. A green rectangular overlay is positioned in the foreground, partially covering the smartphone and laptop. The word "INTEGRATIONS" is written in white, bold, uppercase letters across the green overlay, with a white horizontal line underneath it.

INTEGRATIONS

Easy to integrate with other software

With an API-first architecture, Superdesk plays well with others. Whether existing internal systems or third-party applications, integration is a breeze: no middleware required.

Examples of some typical integrations:

- Image database
- Custom spell checker
- Semantic text analysis

What can Superdesk do for you?



TRAINING AND USER SUPPORT



IMPLEMENTATION AND INTEGRATION



CUSTOM FEATURE DEVELOPMENT




AGILE DEVELOPMENT



CONSULTING AND CONCEPTION



MANAGED SERVICES



Ready to meet
Superdesk
in person?

contact@sourcefabric.org

Let's make news together

www.sourcefabric.org

